

SC Series

SC Closer Configuration

To meet your unique requirements, SC closers can be configured by selecting specific options. To verify availability of options please contact customer service.

Cylinder Options

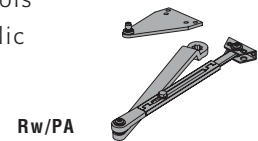
- **STD** (standard cylinder) - Standard cylinder provides a main speed function to control the motion of the door from maximum opening angle until the door is a few inches from the latch where function controls the final closing motion. The opening swing is controlled by the hydraulic backcheck function from about 70° to maximum opening angle.
- **WOBC** (without backcheck) - Special cylinder provides a main speed function to control the motion of the door from maximum opening angle until the door is a few inches from the latch where latch function controls the final closing motion.
- **DEL** (delayed action cylinder) - Special cylinder provides a separate delayed closing motion from maximum opening angle to approximately 70°. Then the main speed function controls the door motion until the door is a few inches from the latch where latch function controls the final closing motion. During the opening swing, the door is controlled by the hydraulic backcheck function from about 70° to maximum opening angle.

Cover Options

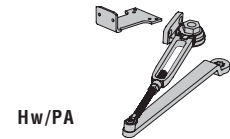
- **FULL** - Cover encloses the closer body and the unused pinion shaft.
- **SLIM** - Cover encloses the closer body with a cap on the unused pinion shaft.

Arm Options

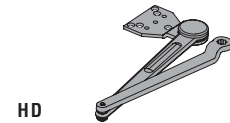
- **Rw/PA** (regular arm with parallel arm bracket) - Nonhold-open arm with adjustable forearm assembly to accommodate a range of door and frame reveal conditions. Includes PA bracket to allow installation in a parallel arm configuration.
- **Hw/PA** (hold open arm with parallel arm bracket) - Hold-open arm with adjustable forearm assembly to accommodate a range of door and frame reveal conditions.
- **HD** (heavy duty arm) - Heavy-duty, parallel arm for use in high-traffic applications.
- **DS** (dead stop arm) - Heavy-duty, parallel arm includes a positive mechanical stop and nonadjustable forearm assembly for high volume traffic or potentially abusive installation conditions.
- **HO/DS** (hold open dead stop arm) - Heavy-duty, parallel arm includes a positive mechanical stop and nonadjustable forearm assembly for high volume traffic or potentially abusive installation conditions. Also includes a manually selective hold-open function.
- **SS** (Spring N' Stop) – Extra heavy-duty, forged constructed parallel arm includes an integral spring stop and non-adjustable forearm assembly for high volume traffic or potentially abusive installation conditions.
- **SS/HO** (Spring N'Stop Hld-Open) – Extra heavy-duty, forged constructed parallel arm includes an integral spring stop and non-adjustable forearm assembly for high volume traffic or potentially abusive installation conditions. Also includes a manually selectively hold-open function.



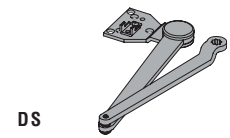
Rw/PA



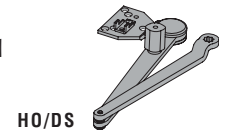
Hw/PA



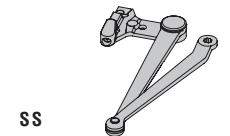
HD



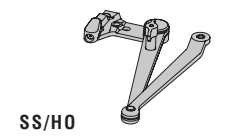
DS



HO/DS



SS



SS/HO

Fastener Pack

- **TBWMS** (thru bolts with wood machine screws) - Fasteners for installation on wood, hollow metal or aluminum storefront-type doors. Thru bolts for installations on 1 3/4" thick, hollow core doors are included.

ADA Accessibility Requirements

- Closers are preset at the factory or can be configured by the installer to generate less than a 5lb opening force on a 36" wide interior door to comply with the requirements of the ADA law, Sections 4.13.10 and 4.13.11, and ANSI Standard A117.1, Sections 4.13.10 and 4.13.11.
- Closers with the optional delayed closing cylinder also comply with the additional advisory suggestions of the ADA law, Section A4.13.10, and ANSI Standard A117.1, Section A4.13.10.

Warranty Period

- Dor-O-Matic SC60 series, SC70 series, SC80 series, and SC90 series closers are covered by a limited ten (10) year warranty against defects in material and workmanship.
- Dor-O-Matic SC R85 series closers are covered by a limited five (5) year warranty against defects in material and workmanship.
- Dor-O-Matic OHC series closers are covered by a limited five (5) year warranty against defects in material and workmanship.